


FireProtect 2 (Heat) Jeweller

Wireless fire detector with a heat sensor

The device comes in two versions: with replaceable batteries (RB) and with sealed batteries (SB):

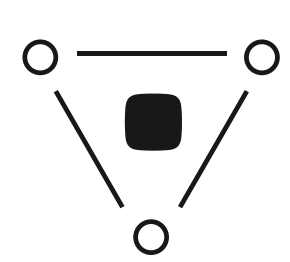
- FireProtect 2 RB (Heat) Jeweller
- FireProtect 2 SB (Heat) Jeweller



Accurate fire detection

Heat sensor

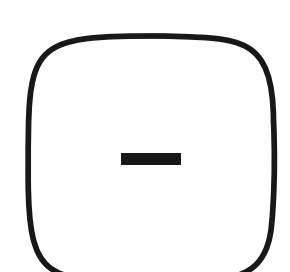
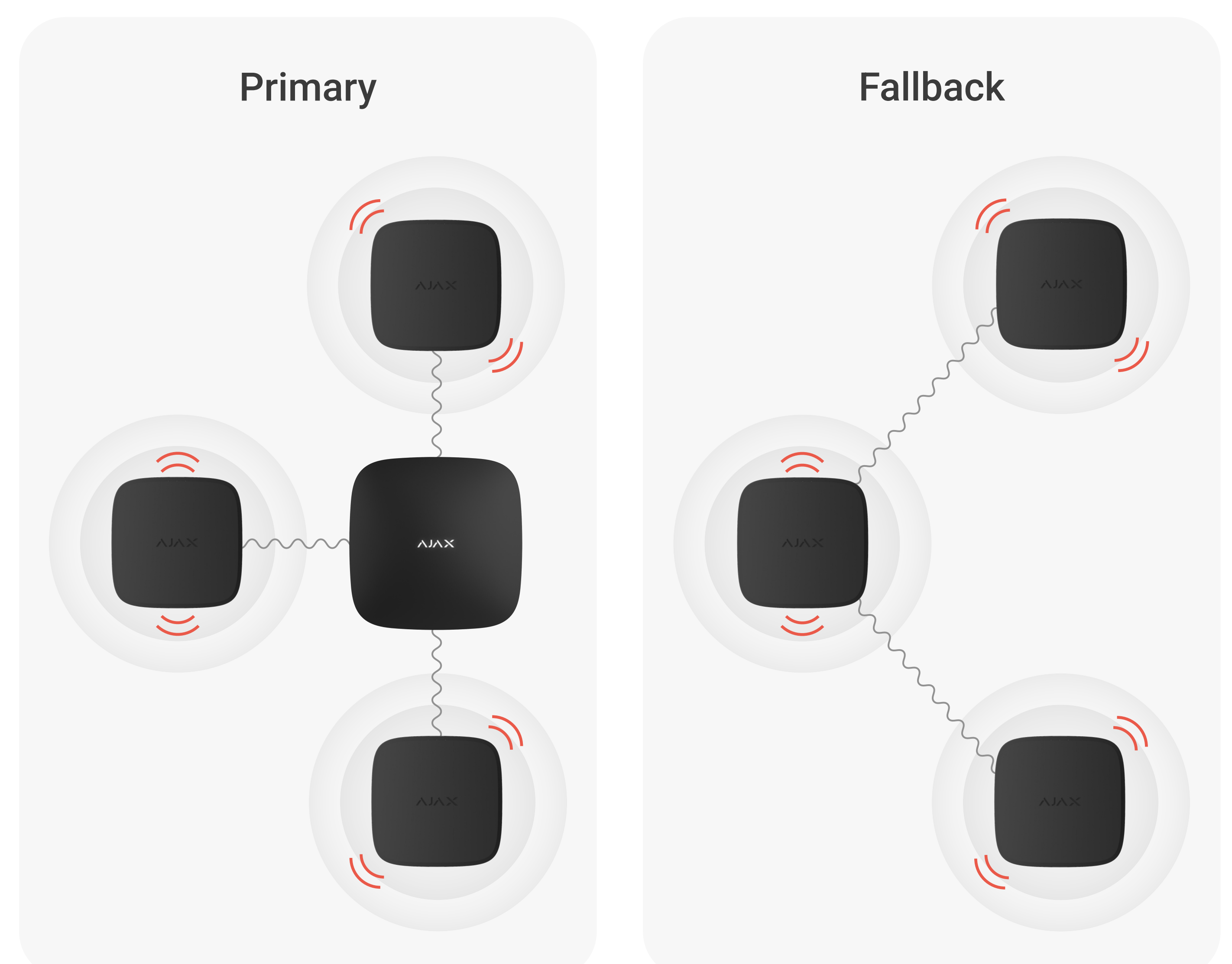
- Two A1R-class thermistors are located outside the enclosure to eliminate detection delays
- An alarm is activated when the temperature rises by 10 °C (32 °F) within a minute or exceeds +64 °C (122 °F)



Interconnected fire detector alarms


All FireProtect 2 RB/SB detectors in the system can be interconnected and raise a fire alarm simultaneously if one of the devices detects a threat.

There are two types of interconnection, namely primary (via an Ajax hub) and fallback (detector-to-detector), which work in parallel. In case of danger, an initiating detector sends a fire alarm to the hub, which, in turn, activates the primary interconnection. This activates the built-in sirens of all fire detectors in the system in 20 seconds. Meanwhile, the initiating detector activates the fallback interconnection and sends the alarm to other fire detectors. Even in the worst-case scenario, all fire detectors in the system notify of the danger within a minute.




System supervision

- Regular polling of each system device to display current states in apps
- Automatic detector self-diagnosis with state reporting to the hub
- Up to 1,700 m (5,550 ft) of wireless communication, or twice as much with a range extender
- Instant maintenance notifications




Additional features

- Automation scenarios activation
- Visual alarm verification using MotionCam detectors or cameras
- Indoor/outdoor siren activation
- Sending alarms to CMS
- Built-in 85 dB siren
- LED indication of detector states



Quick installation and setup

- SmartBracket panel to mount the device without disassembling the enclosure
- Pairing with a hub via QR code, with remote control and configuration in the app

<div>Compliance</div> <div>SB version BS 5839-6 (Grade F1) BS 5446-2:2003 BSI KITEMARK Heat Alarms KM 797644</div>	<div>Compatibility with hubs and range extenders</div> <div></div> <div>For detailed information, scan the QR code or follow the link: ajax.systems/tools/devices-compatibility/?models=FP2.RBH.J%2CFP2.SBH.J</div>	<div>Communication with a hub</div> <div>Jeweller communication technology</div> <div>Frequency bands 866.0–866.5 MHz 868.0–868.6 MHz 868.7–869.2 MHz 905.0–926.5 MHz 915.85–926.5 MHz 921.0–922.0 MHz Depends on the sales region</div> <div>Maximum effective radiated power (ERP) Up to 20 mW</div> <div>Communication range up to 1,700 m up to 5,550 ft In an open space</div>	<div>Power supply</div> <div>RB version 2 × CR123A battery Up to 7 years of battery life</div> <div>SB version 2 × sealed lithium battery Up to 10 years of battery life</div>
<div>Installation</div> <div>Operating temperature range from 0 °C to +50 °C from 32 °F to 122 °F</div> <div>Operating humidity up to 80%</div>	<div>Enclosure</div> <div>Color white, black</div> <div>Dimensions 44 × 86 × 86 mm 1.73" × 3.38" × 3.38"</div> <div>Weight 146 g 142 g 5.14 oz 5 oz For RB version For SB version</div> <div>Protection class IP20</div>	<div>Complete set</div> <div>RB version FireProtect 2 RB (Heat) Jeweller SmartBracket mounting panel Installation kit 2 × CR123A battery (pre-installed) Quick start guide</div> <div>SB version FireProtect 2 SB (Heat) Jeweller SmartBracket mounting panel Installation kit Quick start guide</div>	

For detailed information, scan the QR code or follow the link:






RB version

[ajax.systems/support/
devices/fireprotect-2-rb-heat/](https://ajax.systems/support/devices/fireprotect-2-rb-heat/)



SB version

[ajax.systems/support/
devices/fireprotect-2-sb-heat/](https://ajax.systems/support/devices/fireprotect-2-sb-heat/)

-  support@ajax.systems
-  [@AjaxSystemsSupport_Bot](https://t.me/AjaxSystemsSupport_Bot)
-  ajax.systems