

DS-3E0508P-O Gigabit PoE Switch



- Gigabit PoE and non-PoE ports for multiple use
- Plug-and-play with easy connection
- Built to last with a rugged metal case
- Desktop/Wall-mounted installation available for any work environment

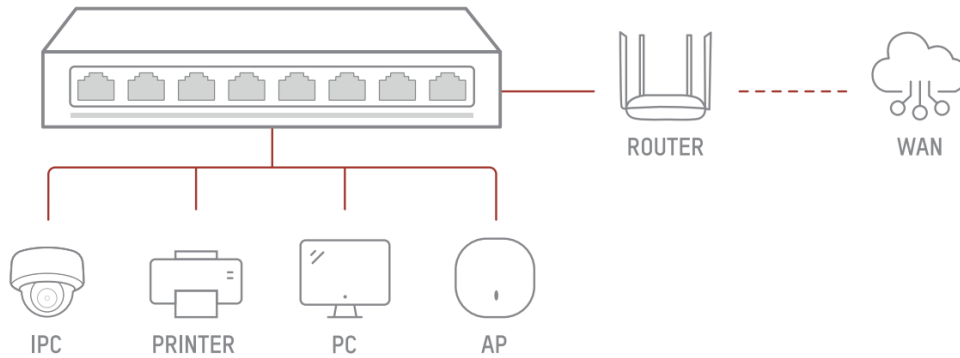
▪ Specification

Model		DS-3E0508P-O
Network Parameters	Ports	4 × Gigabit PoE port, 4 × Gigabit RJ45 port
	MAC Address Table	4 K
	Switching Capacity	16 Gbps
	Packet Forwarding Rate	11.90 Mpps
	Internal Cache	1.50 Mbits
PoE Power Supply	PoE Standard	IEEE 802.3af, IEEE 802.3at
	PoE Power Pin	8-pin power: 1/2(-), 3/6(+), 4/5(+), 7/8(-)
	PoE Port	PoE: Ports 1 to 4
	Max. Port Power	30 W
	PoE Power Budget	60 W
General	Shell	Metal material, fan-free design
	Net Weight	0.365 kg (0.805 lb)
	Gross Weight	0.921 kg (2.030 lb)
	Dimensions (W × H × D)	170.0 mm × 27.6 mm × 93.1 mm (6.69" × 1.08" × 3.66")
	Operating Temperature	0 °C to 40 °C (32 °F to 104 °F)
	Storage Temperature	-40 °C to 85 °C (-40 °F to 185 °F)
	Operating Humidity	5% to 95% (no condensation)
	Relative Humidity	5% to 95% (no condensation)
	Power Supply	48 V DC, 1.35 A
	Installation Mode	Rack (equipped with mounting ears)
Surge Protection	6 kV	
Approval	EMC	FCC (47 CFR Part 15, Subpart B), CE-EMC (EN 55032: 2015+A11: 2020, EN IEC 61000-3-2: 2019, EN 61000-3-3: 2013+A1: 2019, EN 50130-4: 2011+A1: 2014, EN 55035: 2017+A11: 2020), IC (ICES-003: Issue 7:2020), RCM (AS/NZS CISPR 32: 2015)
	Safety	UL (UL 60950-1), CB (AMD1:2009, AMD2:2013, IEC 62368-1: 2014 (Second Edition), CE-LVD (EN 62368-1: 2014+A11: 2017)
	Chemistry	CE-RoHS (2011/65/EU), WEEE (2012/19/EU), Reach (Regulation (EC) No.1907/2006)

▪ Available Model

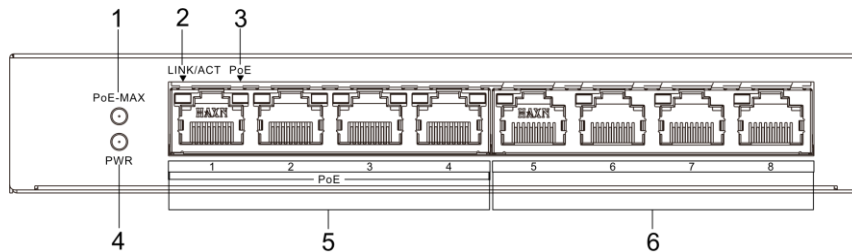
DS-3E0508P-O

▪ Typical Application




▪ Physical Interface

Front Panel



Rear Panel



No.	Indicator/Port	Description
1	PoE-MAX Indicator	<ul style="list-style-type: none"> ● Solid on/Flashing: The output power of the switch is about to reach the upper limit. The power supply may be abnormal if more devices are connected. ● Unlit: The switch supplies power to a powered device (PD) normally.
2	LINK/ACT Indicator	<ul style="list-style-type: none"> ● Solid on: The port is connected. ● Flashing: The port is transmitting data. ● Unlit: The port is disconnected or connection is abnormal.
3	PoE Indicator	<ul style="list-style-type: none"> ● Solid on: The switch supplies power to a PD normally. ● Unlit: The switch is disconnected from a PD or power supply is abnormal.
4	PWR Indicator	<ul style="list-style-type: none"> ● Solid on: The switch is powered on normally. ● Unlit: No power supply is connected or power supply is abnormal.
5	Gigabit PoE RJ45 Port	Used for connection to a PD via a network cable.
6	Gigabit RJ45 Port	Used for connection to another device via a network cable.
7	Grounding Terminal	Used for connecting to the grounding cable to protect the switch from lightning.
8	Power Supply	Use the attached power cord to connect the switch to a socket.

▪ Dimension

