

DS-3E0520HP-E**20-Port Gigabit Unmanaged Hi-PoE Switch**

DS-3E0520HP-E switches are layer 2 Hi-PoE switches, providing advanced PoE power supply technology and Gigabit networks design on the basis of high-performance access to ensure stable data upload. The switches support Hi-PoE, long range, port isolation, and PoE watchdog function.

**Key Feature**

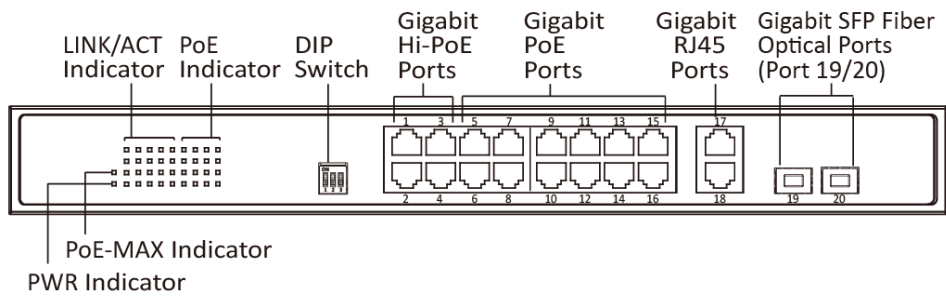
- 12 × gigabit PoE ports, 4 × gigabit Hi-PoE ports, 2 × gigabit RJ45 ports, and 2 × gigabit fiber optical ports.
- IEEE 802.3at/af/bt standard for Hi-PoE ports (Max. 90 W PoE output).
- IEEE 802.3at/af standard for PoE ports (Max. 30 W PoE output).
- IEEE 802.3, IEEE 802.3u, IEEE 802.3x, IEEE 802.3ab, and IEEE 802.3z standard.
- 6 KV surge protection for PoE ports.
- Up to 300 m long-range transmission.
- PoE watchdog to auto detect and restart the cameras that do not respond.
- Port isolation to improve network security.
- Gigabit network access design.
- Wire-speed forwarding.
- Store-and-forward switching.
- Solid high-strength metal shell.

Specification


Model		DS-3E0520HP-E
Network parameters	Port number	12 × gigabit PoE ports, 4 × gigabit Hi-PoE ports, 2 × gigabit RJ45 ports, and 2 × gigabit fiber optical ports
	Port type	RJ45 port, full duplex, MDI/MDI-X adaptive
	Standard	IEEE 802.3, IEEE 802.3u, IEEE 802.3x, IEEE 802.3ab, and IEEE 802.3z
	Forwarding mode	Store-and-forward switching
	Working mode	Standard mode (default), Extend mode Isolation mode, PoE watchdog mode
	Ports for long-distance transmission	Ports 13 to 16
	MAC address table	8 K
	Switching capacity	40 Gbps
	Packet forwarding rate	29.76 Mpps
	Internal cache	4.1 Mbits
PoE power supply	PoE standard	Ports 1 to 4: IEEE 802.3af, IEEE 802.3at, IEEE 802.3bt Ports 5 to 16: IEEE 802.3af, IEEE 802.3at
	PoE power pin	Ports 5 to 12: Ethernet cables 1/2/3/6 provide power supply. Ports 1 to 4 and 13 to 16: Ethernet cables 1/2/3/6 and 4/5/7/8 provide power supply simultaneously.
	PoE port	Ports 1 to 16
	Hi-PoE port	Ports 1 to 4
	Max. port power	Ports 1 to 4: 90 W Ports 5 to 16: 30 W
	PoE power budget	225 W
Dialing function	Long range	Ports 13 to 16: up to 300 m; and the speed rate of the port is 10 Mbps.
	Port isolation	Ports 1 to 16: port isolation mode to improve network security.
	PoE watchdog	Ports 1 to 16: auto detect and restart the cameras that do not respond.
General	Shell	Metal material
	Net Weight	2.79 kg (6.15 lb)
	Dimension (L × H × D)	440 mm × 220.8 mm × 44 mm (17.32" × 8.69" × 1.73")
	Operating temperature	-10 °C to 55 °C (14 °F to 131 °F)
	Storage temperature	-40 °C to 85 °C (-40 °F to 185 °F)
	Operating humidity	5% to 95% (no condensation)
	Storage humidity	5% to 95% (no condensation)
	Power supply	100 to 240 VAC, 50/60Hz, Max. 4 A
	Power consumption in idle	< 25 W
	Max. power consumption	250 W
	Power source	250 W
Approval	EMC	FCC (47 CFR Part 15, Subpart B); CE-EMC (EN 55032: 2015, EN 61000-3-2: 2014, EN 61000-3-3: 2013, EN 55024: 2010 +A1: 2015); RCM (AS/NZS CISPR 32: 2015); IC (ICES-003: Issue 6, 2016)
	Safety	UL (UL 60950-1); CB (IEC 60950-1:2005 + Am 1:2009 + Am 2:2013); CE-LVD (EN 60950-1:2005 + Am 1:2009 + Am 2:2013)
	Chemistry	CE-RoHS (2011/65/EU); WEEE (2012/19/EU); Reach (Regulation (EC) No 1907/2006)

Physical Interface

Front panel:



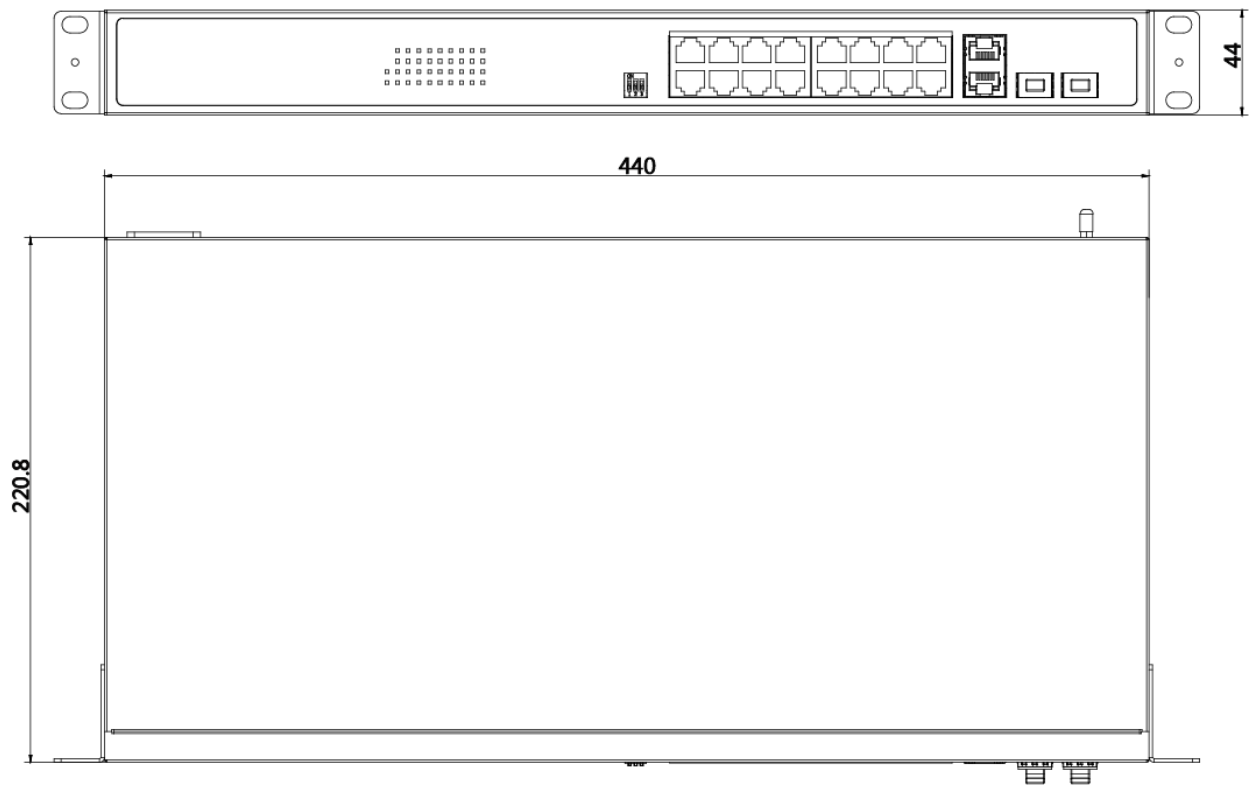
Back panel:



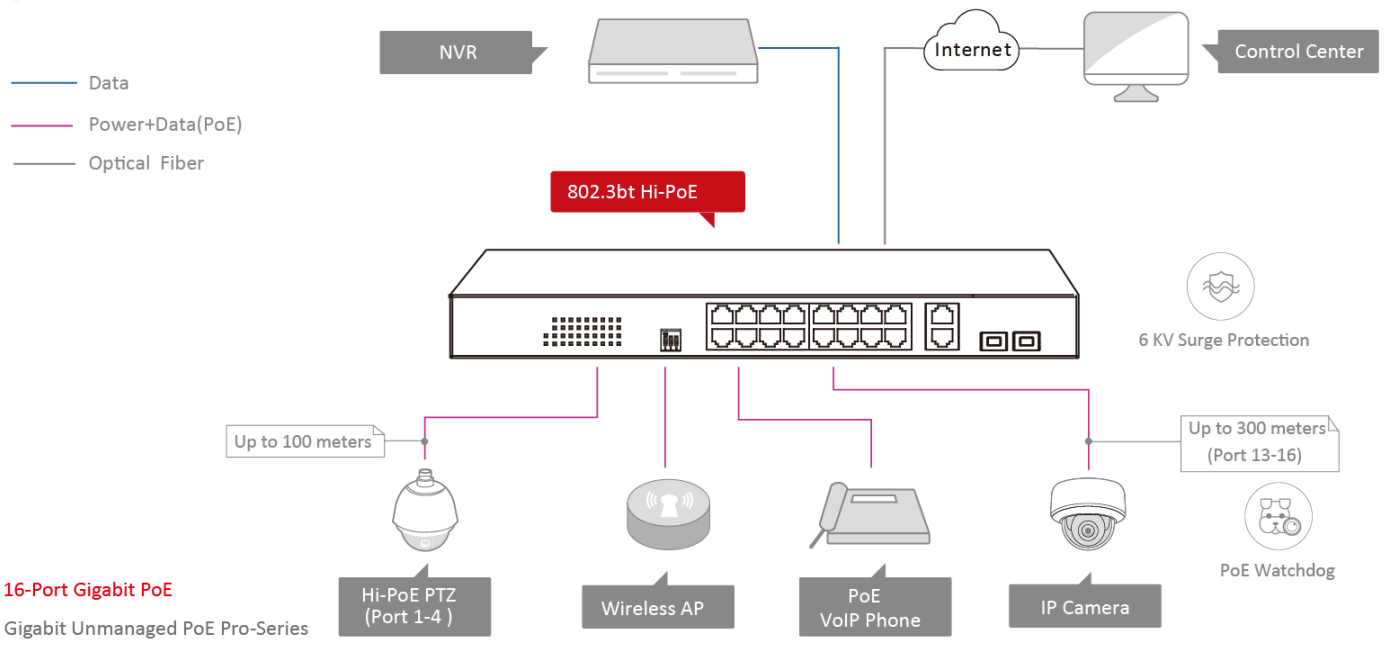
Available Model

DS-3E0520HP-E

Dimension (unit: mm)



Typical Application



16-Port Gigabit PoE
Gigabit Unmanaged PoE Pro-Series