

DS-1203ZJ(-S)

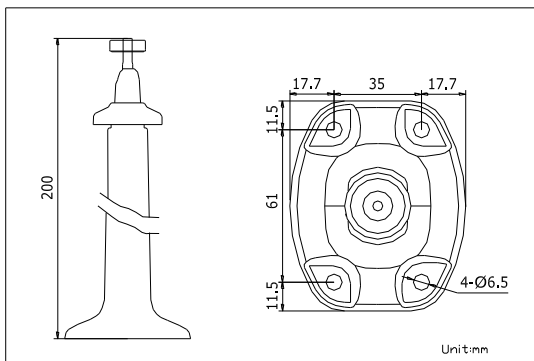
Pendent Mounting Bracket Indoor



Features:

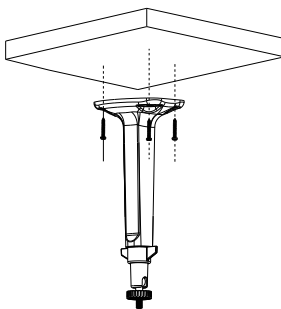
- Die casting aluminum
- Universal control of angle
- Monitoring scene adjustment

Dimension:

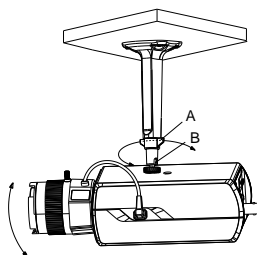


Installation step:

- ① Choose the appropriate wall to mount the bracket



- ③ Adjust the monitoring angle through nut and universal joint



A: Nut B: Universal joint

Order model:

DS-1203ZJ

DS-1203ZJ-S

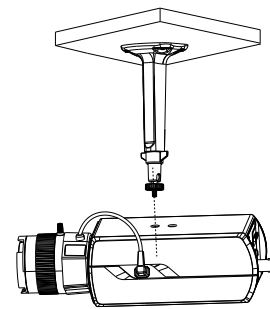
Parameters:

Model	DS-1203ZJ	DS-1203ZJ-S
Parameter	Pendent Mounting Bracket Indoor	
Color	Hik white	Silver
Feature	Suitable for box, bullet and zoom camera pendent mounting	
Angle	Horizontal:360° ; Vertical:0~90°	
Dimension	70.4×84×200.5mm	
Weight	220g	

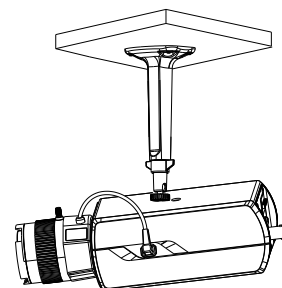
Notice:

- Pay attention to color matching
- The bracket should be installed on the flat surface of a wall
- The wall must be capable of supporting more than 3 times the total load of camera and bracket
- The maximum load capacity of the mount is 2.5KG

- ② Complete the fixation of bracket and install the camera to the universal joint and complete the wiring



- ④ Complete the installation



Note: The actual bracket may vary from the picture above.